

Template periodic disclosure for the financial products referred to in Article 8, paragraphs 1, 2 and 2a, of Regulation (EU) 2019/2088 and Article 6, first paragraph, of Regulation (EU) 2020/852

Product name: **EURO SHORT TERM GOVERNMENT BOND**  
Legal entity identifier: **549300QVSX2QO2OZ1D86**

**Sustainable investment** means an investment in an economic activity that contributes to an environmental or social objective, provided that the investment does not significantly harm any environmental or social objective and that the investee companies follow good governance practices.

The **EU Taxonomy** is a classification system laid down in Regulation (EU) 2020/852, establishing a list of **environmentally sustainable economic activities**. That Regulation does not include a list of socially sustainable economic activities. Sustainable investments with an environmental objective might be aligned with the Taxonomy or not.

Environmental and/or social characteristics

Did this financial product have a sustainable investment objective? *[tick and fill in as relevant, the percentage figure represents sustainable investments]*

<div><input checked="" type="radio"/> <input checked="" type="radio"/> <input type="checkbox"/> <b>Yes</b></div> <div><input type="checkbox"/> It made <b>sustainable investments with an environmental objective</b>: ____%<div><input type="checkbox"/> in economic activities that qualify as environmentally sustainable under the EU Taxonomy<input type="checkbox"/> in economic activities that do not qualify as environmentally sustainable under the EU Taxonomy</div></div> <div><input type="checkbox"/> It made <b>sustainable investments with a social objective</b>: ____%</div>	<div><input checked="" type="radio"/> <input type="radio"/> <input checked="" type="checkbox"/> <b>No</b></div> <div><input type="checkbox"/> It <b>promoted Environmental/Social (E/S) characteristics</b> and while it did not have as its objective a sustainable investment, it had a proportion of ____% of sustainable investments<div><input type="checkbox"/> with an environmental objective in economic activities that qualify as environmentally sustainable under the EU Taxonomy<input type="checkbox"/> with an environmental objective in economic activities that do not qualify as environmentally sustainable under the EU Taxonomy<input type="checkbox"/> with a social objective</div></div> <div><input checked="" type="checkbox"/> It promoted E/S characteristics, but <b>did not make any sustainable investments</b></div>
--	--



To what extent were the environmental and/or social characteristics promoted by this financial product met?

During the reporting period (1 January 2024 - 31 December 2024), the Sub-Fund promoted environmental and social characteristics by applying the following binding elements of the investment strategy:

- No investment in individual issues that fall within the scope of the exclusion criteria;
- At the portfolio level:

**Sustainability indicators** measure how the environmental or social characteristics promoted by the financial product are attained.

- Maximum investment of 3% of total assets for individual issues with a rating below D-;
- Maximum investment of 20% of total assets for individual issues with a rating below C- and/or without a rating;
- No restriction in terms of percentage of total assets to be allocated in individual issues with an ESG rating between A+ and C-.
- At the level of individual issues, a concentration limit is defined for individual issues with no rating or with a rating below C-:
  - Maximum 3% of total assets per share;
  - Maximum 5% of total assets per bond.

The Sub-Fund considered the following sustainability indicators to measure the attainment of the environmental and social characteristics promoted:

- The percentage of investment in individual issues that fall within the scope of the exclusion criterion;
- The percentage of investment in individual issues with an ESG rating below D-;
- The percentage of investment in individual issues with an ESG rating below C-;
- The number of shares representing more than 3% of the total assets of the Sub-Fund issued in individual issues with an ESG rating below C- or without an ESG rating;
- The number of bonds representing more than 5% of the total assets of the Sub-Fund issued in individual issues with an ESG rating below C- or without an ESG rating;
- The percentage of investment that does not have an ESG rating.

The Sub-Fund does not have a benchmark to measure the attainment of the environmental and social characteristics promoted.

### ● **How did the sustainability indicators perform?**

The performance of the Sub-Fund's sustainability indicators during the reporting period (1 January 2024 - 31 December 2024) was the following:

<b>Indicator</b>	<b>2024 performance</b>	<b>2023 performance</b>	<b>2022 performance</b>
<i>The percentage of investment in individual issues that fall within the scope of the exclusion criterion</i>	0.00%	0.00%	0.00%
<i>The percentage of investment in</i>	0.00%	0.00%	1.48%

<i>individual issues with an ESG rating below D-</i>			
<i>The percentage of investment in individual issues with an ESG rating below C-</i>	0.00%	0.00%	1.77%
<i>The number of shares representing more than 3% of the total assets of the Sub-Fund issued in individual issues with an ESG rating below C- or without an ESG rating</i>	0	0	0
<i>The number of bonds representing more than 5% of the total assets of the Sub-Fund issued in individual issues with an ESG rating below C- or without an ESG rating</i>	0	0	0
<i>The percentage of investment that does not have an ESG rating</i>	0.00%	0.00%	1.12%

The indicators were not subject to auditor or third-party verification.

*The EU Taxonomy sets out a “do not significant harm” principle by which Taxonomy-aligned investments should not significantly harm EU Taxonomy objectives and is accompanied by specific Union criteria.*

The “do no significant harm” principle applies only to those investments underlying the financial product that take into account the EU criteria for environmentally sustainable economic activities. The investments underlying the remaining portion of this financial product do not take into account the EU criteria for environmentally sustainable economic activities.

*Any other sustainable investments must also not significantly harm any environmental or social objectives.*



## How did this financial product consider principal adverse impacts on sustainability factors?

Principal Adverse Impacts (PAI) are indicators that aim to represent the extent to which investment decisions could have negative impacts on sustainability factors relating to environmental and social aspects. The responsible management of PAIs is a fundamental pillar of our sustainability strategy, reflecting our commitment to conscious and responsible investing.

Greenhouse gas (GHG) emissions, exposure to controversial weapons and violations of UN Global Compact principles are the key PAIs that Euromobiliare SGR prioritises in its product management. All Euromobiliare SGR investment products exclude issuers involved in the production of controversial weapons. In addition, when assessing the principles of the UN Global Compact, all Euromobiliare SGR investment products exclude from the investable universe companies whose behaviour causes serious violations of human rights and/or serious violations of children's rights. The assessment of these violations is dynamic and based on well-documented evidence, taking into consideration both the impact of the issuer's actions and the remedial measures taken. In terms of greenhouse gas emissions, careful monitoring is carried out, at the level of total emissions, carbon footprint and emissions intensity, to ensure a consistent and effective approach to reducing the environmental impact of investments.

### **Monitoring and mitigation strategy**

At Euromobiliare SGR, PAI management is structured in two fundamental phases: monitoring and mitigation.

**Monitoring Phase:** This phase involves a rigorous assessment of the value of each PAI indicator and continuous monitoring of their evolution over time. This allows for the early identification of any significant changes in sustainability factors that might emerge as a result of investment decisions.

**Mitigation Phase:** The mitigation strategy integrates several approaches to address the significant negative impacts of the issuers of the securities in our portfolio. A crucial step is the exclusion of issuers that have an excessive impact on PAIs, in particular those involved in the production of controversial weapons or serious violations of human and children's rights, in line with the principles of the UN Global Compact. The exclusion of such issuers is imperative in order to reduce

**Principal adverse impacts** are the most significant negative impacts of investment decisions on sustainability factors relating to environmental, social and employee matters, respect for human rights, anti-corruption and anti-bribery matters.

the product's exposure to such risks to zero. Subsequently, impacts are managed over time, with the aim of reducing negative effects in terms of sustainability. This process is particularly focused on greenhouse gas emissions, with the aim of reducing their absolute quantity and keeping the product below the level of the reference market in terms of carbon footprint and carbon intensity. An analysis is then conducted on the companies that most influence the portfolio in terms of emissions, assessing the consistency and effectiveness of their emission reduction policies. In the presence of an excessive impact or a decarbonisation pathway that lacks credibility, a decision is made to remove these positions from the portfolio.

#### Management of Principal Adverse Impacts (PAI) in 2024

PAI	SOVEREIGNS AND SUPRANATIONALS	
	ENVIRONMENT	SOCIAL
	15	16
	GHG INTENSITY of investee Countries  tCO <sub>2</sub> /€M	Investee countries subject to SOCIAL VIOLATIONS (%)  %
Impact 2024	171.59	0.00
Impact 2023	224.25	0.00
Impact 2022	223.90	0.00
Coverage 2024 %	89.72	89.72
Reported 2024 %	89.72	0.00
Estimated 2024 %	0.00	89.72

Calculated using the average weights for the quarters of the reference year, based on the most recent PAI data

#### PAI 15

The intensity of GHG emissions has decreased since 2023 and is in line with that of the European government bond market.

#### PAI 16

The product has no exposure to countries involved in serious social violations.



#### What were the top investments of this financial product?

Largest investments	Sector	Country	% Assets
France 3.5000% FRTR Apr	Government Bond	France	9.74%
Spain 1.3000% SPGB Oct	Government Bond	Spain	9.32%
EU NEXT GEN TF 2% OT	Government Bond	Belgium	7.12%
Italy 0.0000% BTPS Aug	Government Bond	Italy	6.80%
Italy 3.8000% BTPS Apr 2026	Government Bond	Italy	5.25%
FRANCE O.A.T. 0.5% 15-25 05	Government Bond	France	5.24%

France 0.2500% FRTR Nov	Government Bond	France	5.13%
Italy 2.9500% BTPS Feb 2027	Government Bond	Italy	4.87%
Germany 3.1000% DBR Sep	Government Bond	Germany	3.65%
Spain 0.0000% SPGB Jan	Government Bond	Spain	3.46%
Germany 2.8000% DBR Jun	Government Bond	Germany	3.42%
Germany 0.0000% DBR Apr	Government Bond	Germany	3.39%
Spain 2.8000% SPGB May	Government Bond	Spain	2.90%
EU NEXT GEN TF 2,75%	Government Bond	Belgium	2.88%
France 1.0000% FRTR Nov	Government Bond	France	2.56%

*Weight calculated as the average of the quarters of the reference year*



## What was the proportion of sustainability-related investments?

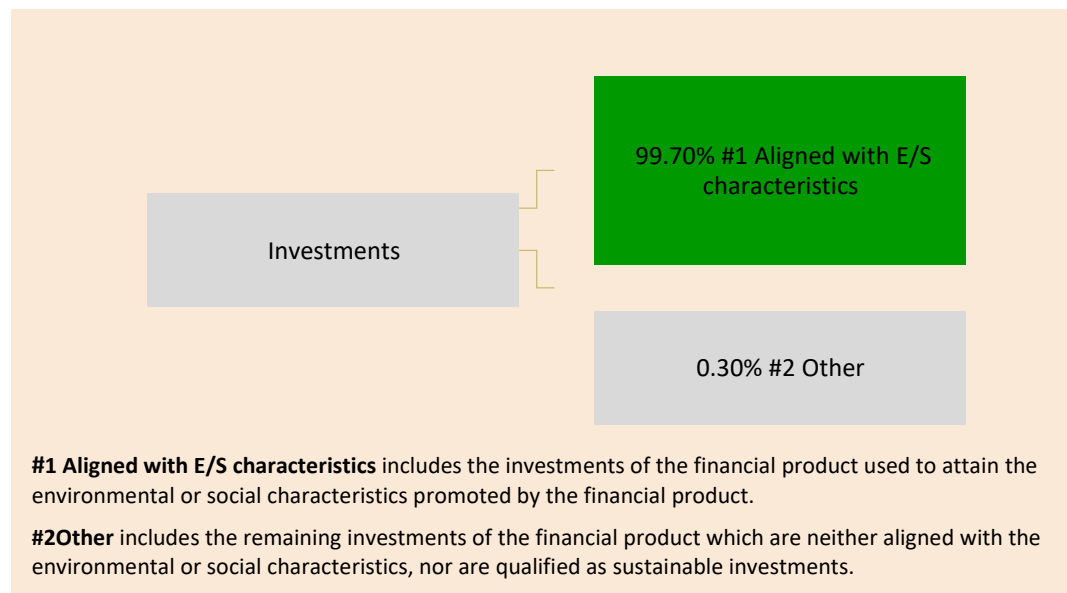
N/A

**Asset allocation**  
describes the  
share of  
investments in  
specific assets.

### ● What was the asset allocation?

During the reporting period (1 January 2024 - 31 December 2024), the Sub-Fund promoted environmental and social characteristics by investing 99.70% of assets in financial instruments with an ESG Rating higher than C-.

The remaining 0.30% was invested in financial instruments with an ESG rating below C-, in financial instruments without an ESG rating, in bank deposits cash or derivatives.



To comply with the EU Taxonomy, the criteria for **fossil gas** include limitations on emissions and switching to fully renewable power or low-carbon fuels by the end of 2035. For **nuclear energy**, the criteria include comprehensive safety and waste management rules.

**Enabling activities** directly enable other activities to make a substantial contribution to an environmental objective.

**Transitional activities** are activities for which low-carbon alternatives are not yet available and among others have greenhouse gas emission levels corresponding to the best performance.

	FY 2024	FY 2023	FY 2022
#1 Aligned with E/S characteristics	99.70%	97.94%	95.63%
#2 Other	0.30%	2.06%	4.37%
#1A Sustainable	N/A	N/A	N/A
#1B Other E/S characteristics	N/A	N/A	N/A
Taxonomy-aligned	N/A	N/A	N/A
Other Environmental	N/A	N/A	N/A
Social	N/A	N/A	N/A

**In which economic sectors were the investments made?**

Sector	4Q	Average weight
<b>Industrials</b>	<b>0.01%</b>	<b>0.01%</b>
Capital Goods	0.01%	0.01%
<b>Other</b>	<b>99.97%</b>	<b>99.97%</b>
Liquidity	0.22%	0.26%
Government	99.75%	99.71%

Exposure to fossil fuels was 0.00%.



**To what extent were the sustainable investments with an environmental objective aligned with the EU Taxonomy?**

N/A

**Did the financial product invest in fossil gas and/or nuclear energy related activities complying with the EU Taxonomy<sup>1</sup>?**



Yes:



In fossil gas



In nuclear energy




No

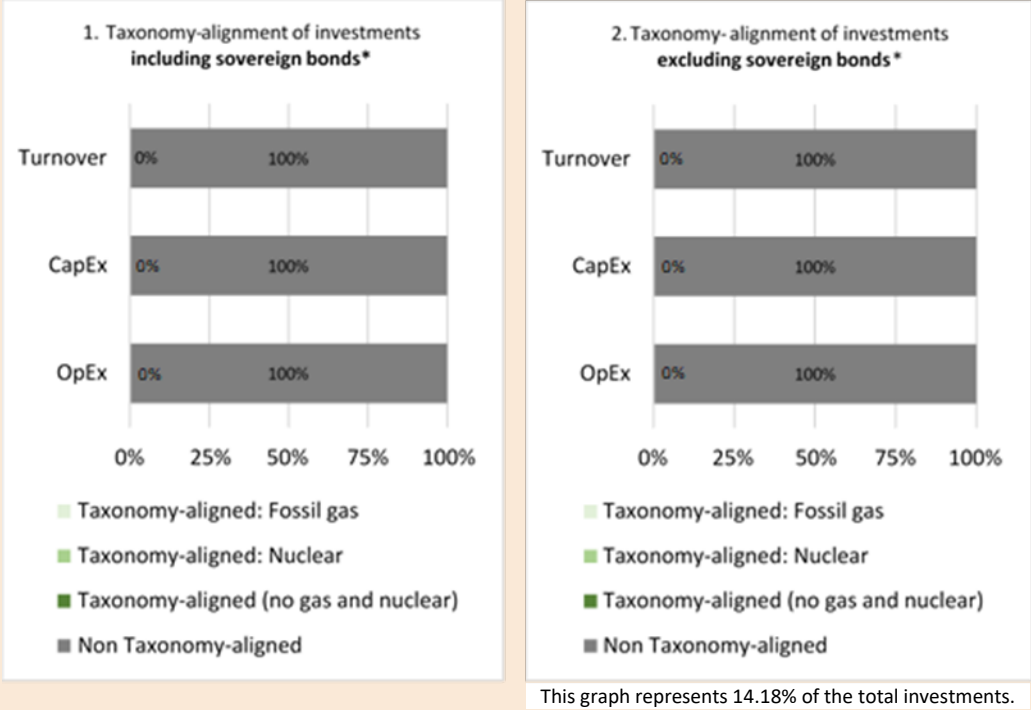
<sup>1</sup> Fossil gas and/or nuclear related activities will only comply with the EU Taxonomy where they contribute to limiting climate change (“climate change mitigation”) and do not significantly harm any EU Taxonomy objective - see explanatory note in the left hand margin. The full criteria for fossil gas and nuclear energy economic activities that comply with the EU Taxonomy are laid down in Commission Delegated Regulation (EU) 2022/1214.

Taxonomy-aligned activities are expressed as a share of:

- **turnover** reflecting the share of revenue from green activities of investee companies.
- **capital expenditure** (CapEx) showing the green investments made by investee companies, e.g. for a transition to a green economy.
- **operational expenditure** (OpEx) reflecting green operational activities of investee companies.

 are sustainable investments with an environmental objective that **do not take into account the criteria** for environmentally sustainable economic activities under Regulation (EU) 2020/852.

*The graphs below show in green the percentage of investments that were aligned with the EU Taxonomy. As there is no appropriate methodology to determine the taxonomy-alignment of sovereign bonds\*, the first graph shows the Taxonomy alignment in relation to all the investments of the financial product including sovereign bonds, while the second graph shows the Taxonomy alignment only in relation to the investments of the financial product other than sovereign bonds.*



● **What was the share of investments made in transitional and enabling activities?**

N/A

● **How did the percentage of investments that were aligned with the EU Taxonomy compare with previous reference periods?**

N/A



**What was the share of sustainable investments with an environmental objective not aligned with the EU Taxonomy?**

N/A



**What investments were included under “other”, what was their purpose and were there any minimum environmental or social safeguards?**



During the reporting period (1 January 2024 - 31 December 2024), the Sub-Fund invested 0.30% in the “Other” category, which includes financial instruments with an ESG rating below C-, in financial instruments without an ESG rating, in-bank deposits cash or derivatives.

These investments do not have minimum environmental or social guarantees.



**What actions have been taken to meet the environmental and/or social characteristics during the reference period?**

During the reporting period (1 January 2024 - 31 December 2024), the Company did not make any “engagement” activities relating to the investments of the Sub-Fund.